



UNIVERSITY OF
LEICESTER

Institute for Digital Culture

Visual Story

*Jewry Wall Museum, A multi-media Roman
experience, Leicester*




What is this document?

This **Visual Story** has been made to give you a visual and descriptive overview of what to expect during your trip to the **Jewry Wall Museum** in Leicester. Please let me know if you have any questions!

Who will I work with?

It's me! Shelby Navone, a PhD student researching digital accessibility for autistic adults.

I like to change my hair colour often so it might be a different colour when you see me. I also need glasses but sometimes I wear contact lenses.



What will I be doing?

You will visit the Jewry Wall Museum to try out the interactive, multi-media aspects of the museum. Shelby will come with you to see and record what your experience is like. She is there to help the experience goes as smoothly as possible.



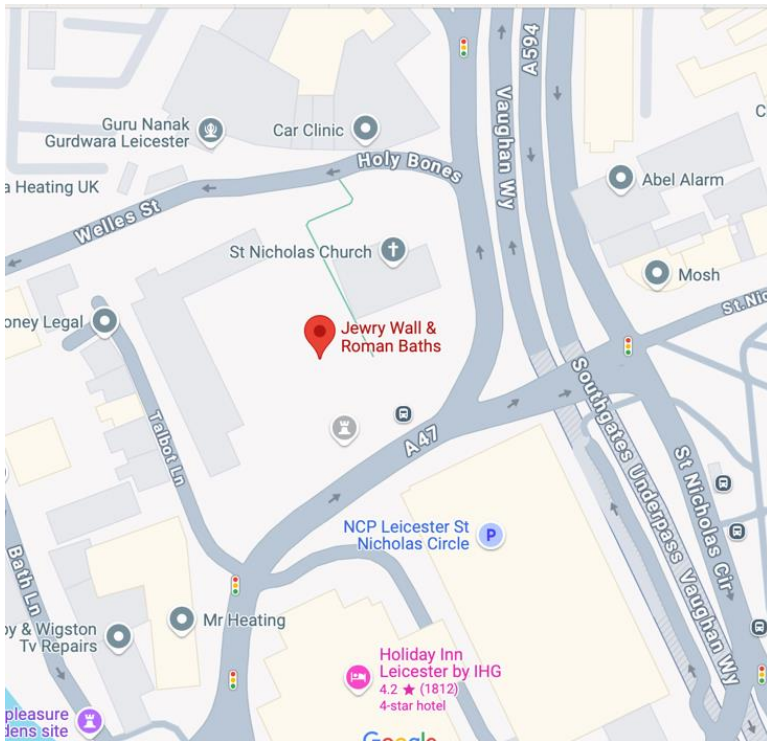
Things to know before you arrive:

- **People:** You will be the only participant with Shelby, but there will be other people in the museum too. There will be museum staff there to greet you and help if needed.
- **Support:** It's okay to bring a friend, partner, family member, assistance animals, carer, water bottle and/or safe foods with you. **Let Shelby know ahead of time if you will bring someone.**
- **Sound:** It might be loud in the museum from the audio/video installations and people. Shelby can take you to a quite spot in the museum or outside if it becomes too loud. Please do also bring noise-cancelling headphones or earplugs if you might need them.
- **Dress:** Wear whatever you feel most comfortable in.
- **Smells:** There is a café on the entrance floor with the smells of coffee and food. Shelby doesn't wear perfume.



Location: The Jewry Wall Museum, St Nicholas Walk, Leicester LE1 4LB

- The nearest major Bus stations are St Margeret's and Haymarket, both a 12-minute walk.
- For more info on how to visit and find the museum, go here: [Jewry Wall Visit Information](#)
- WhatThreeWords accessible location finder: <https://what3words.com/loaf.eagles.brave>



Entering the Museum

- A ramp and stairs lead to the entrance of the museum on St. Nicholas' Walk/ the A47.



Stairs to Entrance



Museum Entrance



Ramp to Entrance

Arrival: Meeting Shelby


- Shelby will wait for you inside the main entrance of the museum.
- You will walk together to the information desk to inform the staff of our arrival.
- We will stand together in the waiting area for the next timed entry to the 360° immersive film.



This is where Shelby will meet you after you enter the museum



After entering the museum, this is what it looks like



Waiting area for 360° video and start of the museum experience

Inside the upper floor of the museum.

- There is a gift shop, café, accessible toilets, soft chairs, and tables on the upper floor of the museum.



Gift shop



Soft chairs



Cafe

Museum Map

- Inside the museum entrance is a Braille tactile map, showing the layout of the two museum floors.



Mobility Accessibility

- Accessible toilets and lifts are on all floors of the museum. A changing places toilet is on the upper floor.
- Portable folding chairs are available to bring with you throughout the gallery.
- Soft seating is available at the end of the lower floor gallery.



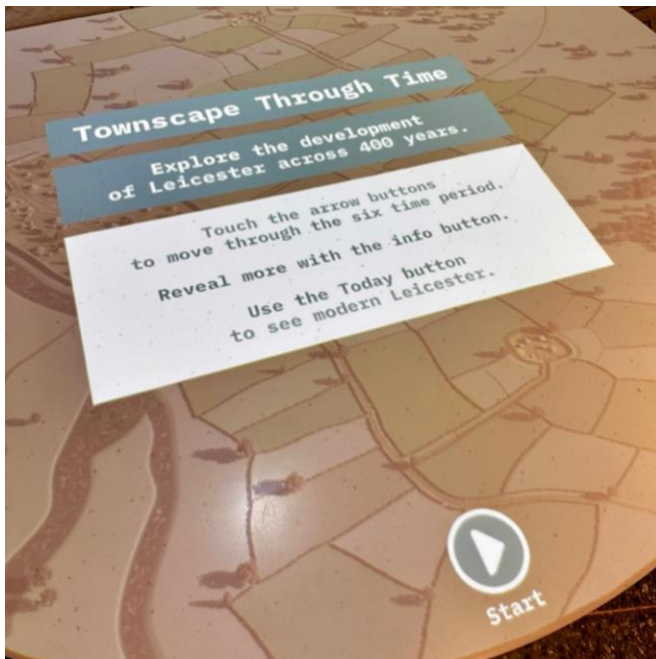
Starting the experience: 360° Immersive Film

- You will walk into a large room with video screens on all sides. A film will play before you enter the galleries.
- Sit on the cushions or stand. Do what is comfortable for you.
- Leave the room if you need to through the back or side exits.
- There's a **loud sound** of coins falling on the ground at the start of the film.




The Gallery/Exhibition Spaces

- After watching the film, you will walk down the stairs or take the lift to the lower floor.
- Shelby will guide you to the audio/video and interactive installations.
- You can take breaks or stop your visit at any time, for any reason.





Sounds and Videos in the Gallery/Exhibition Space

- In the museum **videos will start playing automatically** when you walk past them.
- In some areas of the museum, you can hear sounds of many videos playing at the same time.
It can become very loud. Please bring earplugs or noise cancelling headphones if they'd make you feel more comfortable.
- You will hear sounds of people talking, flies buzzing, metal being hammered, and other sounds of ancient Roman life in Leicester.



Exterior: Roman Ruins, Relaxation area

- Outside of the lower floor galleries are the Roman bath ruins. You can rest out here if the museum becomes too loud.
- You can walk into and around the ruins. The ruins **are not** wheelchair accessible.



Rock border around the ruins

After the Jewry Wall Museum visit

- Take as much time you want to relax or decompress before leaving the building.
- A feedback questionnaire will be emailed to you, and you'll have **one week** to respond in your preferred way.
- You can give your feedback either by written responses or by a video/phone call.
- You can also change your mind about how you want to give feedback!
- Thank you for participating! You are contributing to a better understanding of how autistic adults experience current digital culture!



This Visual Story was made for the doctoral thesis fieldwork of Shelby Navone. Her PhD project focuses on Digital Culture Accessibility.

This Visual Story has been reviewed and approved by a focus group made up of autistic members.

Researcher Contact:

Shelby Navone

snn9@leicester.ac.uk

www.shelbynavone.com

Last Updated: 25th July 2025



Institute for Digital Culture